

Quality Elevator Pads Elevator Mat Order Form

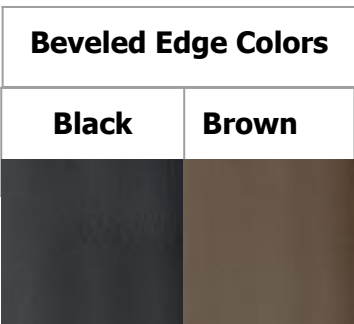

Questions? Contact us!
(239) 529-8018
qualityelevatorpads@gmail.com



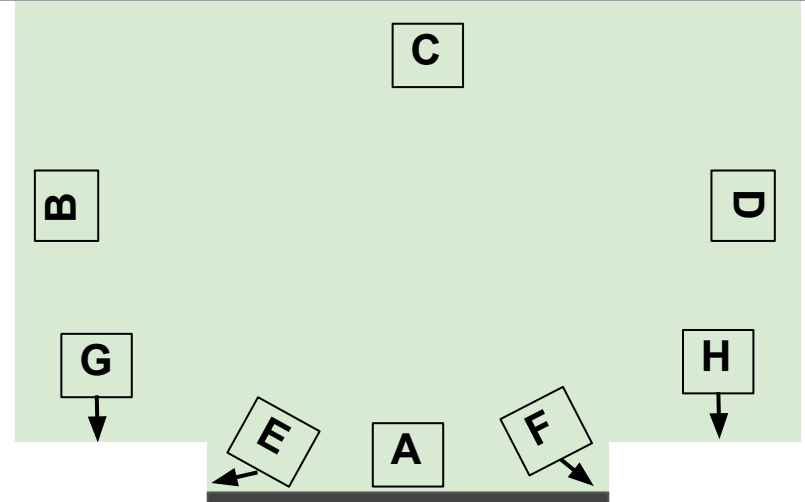
Contact Information (please print)

Company name _____
 Contact name _____
 Shipping address _____
 City _____ State _____ Zip _____
 Phone Number (____) _____ Email: _____
 Billing address (if different than shipping): _____
 City _____ State _____ Zip _____

Colors (more available on our website): Circle one



Measurements: In inches



Take all measurements from inside the elevator with the door closed.

Note: Due to floor irregularities and small corner cuts, mat will be a best centered fit and may show some small gaps.

Notes: Additional cuts, angles, etc

A) Door opening width	
B) Left wall width	
C) Back wall width	
D) Right wall width	
E) Short wall LEFT of the door opening	
F) Short wall RIGHT of the door opening	
G) Wall adjacent to LEFT wall	
H) Wall adjacent to RIGHT wall	