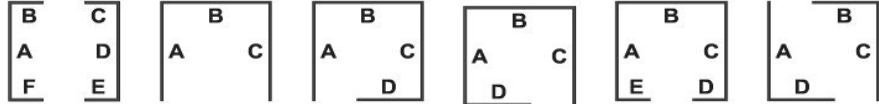
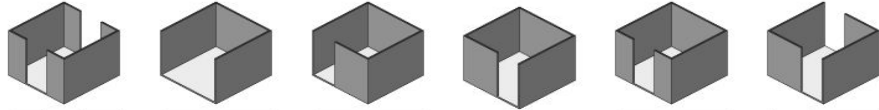


Elevator Pads Order Form

Questions? Contact us!
 (239) 703-2954
 qualityelevatorpads@gmail.com



1. Mark the cab style below



Style 1 Style 2 Style 3 Style 4 Style 5 Style 6

2. Material

3. Color

4. Number of sets

5. Hanging method. Pad with:

StudStrip Grommet Clamp Hook

6. Hardware (if needed)

_____ Studs # _____ Clamps # _____ Hooks

7. Pad Panel Measurements (in inches)

Panel	Height (inches)	Width (inches)
A		
B		
C		
D		
E		
F		

Height

Subtract 4 inches from each panel height to comply with fire codes.

When you hang pad with:

Studstrip, Grommets: Measure each panel from stud down to floor.

Hooks, Clamps: Measure each panel from stud down to floor. Subtract height of hook, clamp.

Width

Measure each panel, left edge of wall to right end of wall.

Contact Information (please print)

Company name _____

Contact name _____

Shipping address _____

City _____ State _____ Zip _____

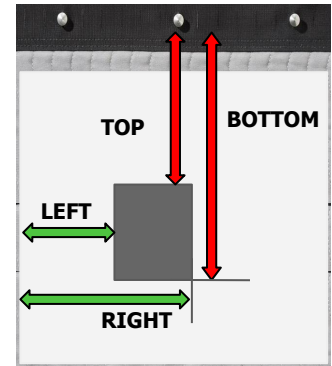
Phone Number (____) _____ Email: _____

Billing address (if different than shipping): _____

City _____ State _____ Zip _____

8. Cutouts (if needed)

Panel	Top	Bottom	Left	Right
A				
B				
C				
D				
E				
F				



Follow the arrows in the figure above for each panel with a cutout.

- ◆ **Top**: from the stud to the top edge of the cutout.
- ◆ **Bottom**: from the stud to the bottom edge of the cutout.
- ◆ **Left**: left edge of the wall to the left edge of the cutout.
- ◆ **Right**: left edge of the wall to the right edge of the cutout.

Two cutouts in one panel? Change panel letter in grid to match.

9. Grommet locations (if needed)

Panel	G1	G2	G3	G4	G5	G6	G7
A							
B							
C							
D							
E							
F							

Width

Measure from the left edge of the wall to the center of each stud.

Go back to the left edge for each grommet measured.

Record each measurement in inches.