

Elevator Mat Order Form

Questions? Contact us!

(239) 703-2954

qualityelevatorpads@gmail.com

*Email completed form to us for a quote.
One form per mat please.*



Contact Information (please print)

Company name _____

Contact name _____

Shipping address _____

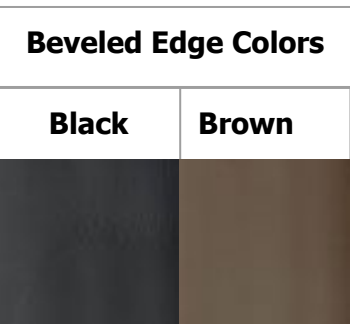

City _____ State _____ Zip _____

Phone Number (____) _____ Email: _____

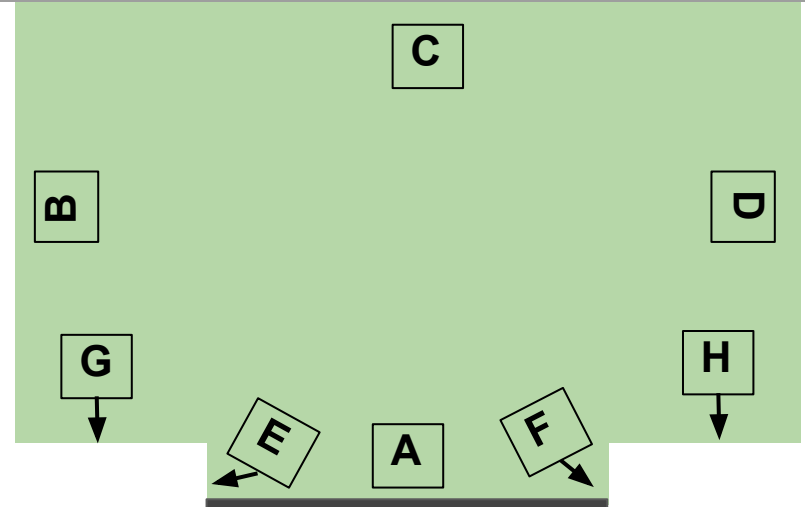
Billing address (if different than shipping): _____

City _____ State _____ Zip _____

Colors: Circle one



Measurements: In inches



Take all measurements from inside the elevator with the door closed.

Note: Due to floor irregularities and small corner cuts, mat will be a best centered fit and may show some small gaps.

Notes: Additional cuts, angles, etc

A) Door opening width	
B) Left wall width	
C) Back wall width	
D) Right wall width	
E) Short wall LEFT of the door opening	
F) Short wall RIGHT of the door opening	
G) Wall adjacent to LEFT wall	
H) Wall adjacent to RIGHT wall	