

Elevator Pads Order Form

Questions? Contact us!
 (239) 703-2954
 qualityelevatorpads@gmail.com



Contact Information (please print clearly)

07/2021

Company name _____

Contact name _____

Shipping address _____

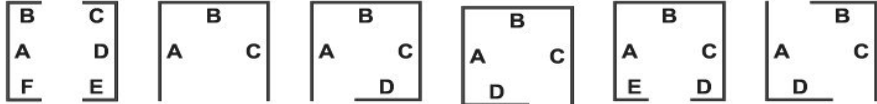
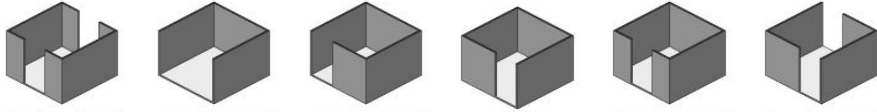
City _____ State _____ Zip _____

Phone Number (____) _____ Email: _____

Billing address (if different than shipping): _____

City _____ State _____ Zip _____

1. Mark the cab style below



Style 1 Style 2 Style 3 Style 4 Style 5 Style 6

2. Material

3. Color

4. Number of sets

5. Hanging method. Pad will hang using:

StudStrip Grommet Clamp Hook

6. Hardware (if needed). Check our website for options

_____ Studs # _____ Clamps # _____ Hooks

7. Pad Panel Measurements (in inches)

Panel	Height (inches)	Width (inches)
A		
B		
C		
D		
E		
F		

Height

Subtract 4 inches from each panel height to comply with fire codes.

When you hang pad with:

Studstrip, Grommets: Measure each panel from stud down to floor.

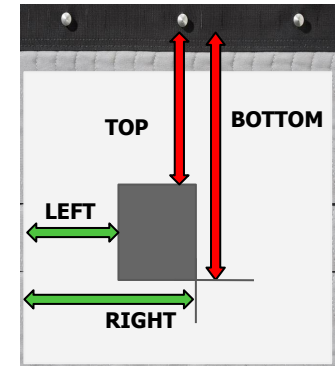
Hooks, Clamps: Measure each panel from stud down to floor. Subtract height of hook, clamp.

Width

Measure each panel, left edge of wall to right end of wall.

8. Cutouts (if needed)

Panel	Top	Bottom	Left	Right
A				
B				
C				
D				
E				
F				



Follow the arrows in the figure above for each panel with a cutout.

- ◆ **Top**: from the stud to the top edge of the cutout.
- ◆ **Bottom**: from the stud to the bottom edge of the cutout.
- ◆ **Left**: left edge of the wall to the left edge of the cutout.
- ◆ **Right**: left edge of the wall to the right edge of the cutout.

Two cutouts in one panel? Change panel letter in grid to match.

9. Grommet locations (if needed)

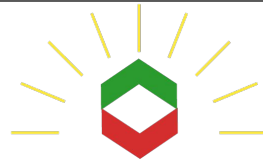
Panel	G1	G2	G3	G4	G5	G6	G7
A	→						
B	→	→					
C	→	→	→				
D	→	→	→	→			
E	→	→	→	→	→		
F	→	→	→	→	→	→	

Width

Measure from left edge of wall to the center of each stud, for each location.

Go back to the left edge for each grommet measured.

Record each measurement in inches.



Quality Elevator Pads, LLC
(203) 703-2954
qualityelevatorpads@gmail.com

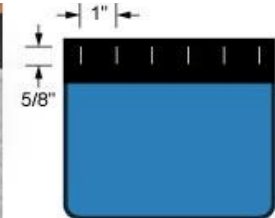
Pad Materials and Colors

Vinyl	Black	Blue	Burgundy	Brown	Tan	Slate Gray	Light Gray
Durable and ideal for regular use							
Deluxe	Black	Blue	Burgundy	Brown	Tan	Slate Gray	Light Gray
Heavier duty, ideal for freight cabs							
Canvas	Black	Brown	Grey	Pad Hanging Options			
Rugged, rich look for upscale interiors				StudStrip <i>Recommended</i>	Grommet	Clamp	Hook

Ask about our Accessories

Logos & Embroidery	Storage Bag 24" H x 30" W x 16" D	Caution Glass Wall Sign

Studstrip securely hang elevator pads from cab studs without additional hardware! These pads are made from heavy-duty slotted webbing sewn to the top of the pads.



All pads constructed with impact-resistant core for long-lasting protection from dents and scratches. Pads conform to Rule 204.2 for passenger car enclosures and all pertinent US, Canadian, GSA safety codes. All pads are flame retardant per ASTM E84 Class A, MVSS302, CAN3-B44-M85, NFPA 701.