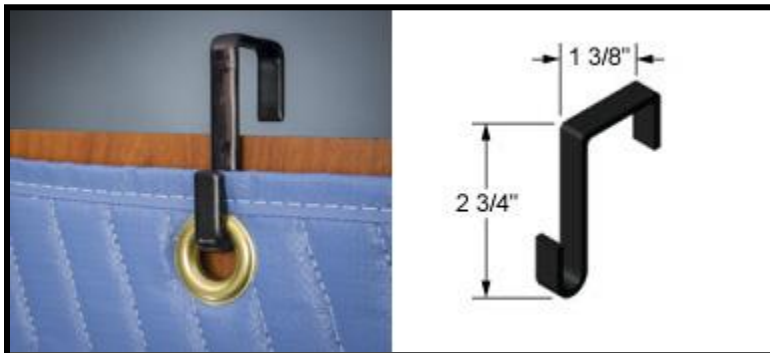



Flat Hook

#325 - Black coated flat hook. Pads using this hook require grommets or studstrip pads.




Wide Flat Hook

#315 - Black coated flat hook with wide opening. Pads using this hook require grommets or studstrip pads.



Extra Wide Flat Hook

#305 - Black coated flat hook with extra wide opening. Pads using this hook require grommets or studstrip pads.




Flat Ceiling Hook

#440 - Black coated flat hook designed to hang elevator pads from drop ceilings. Pads using this hook require grommets or studstrip pads.




Stainless Steel Flat Hook

#335 - Stainless steel flat hook. Pads using this hook require grommets or studstrip pads.




Long Stainless Steel Flat Hook

#345 - Long stainless steel flat hook. Elevator pads using this hook require grommets or studstrip pads.



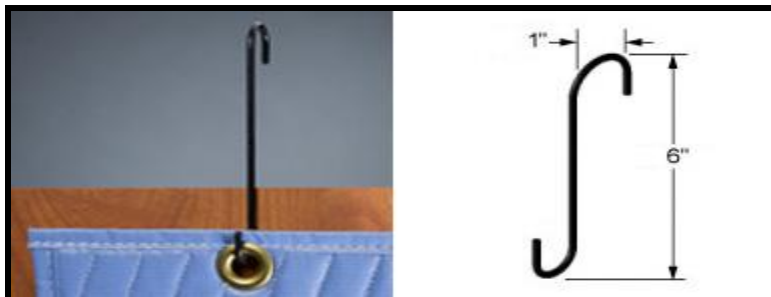
Stainless Steel Flat Ceiling Hook

#100 - Stainless steel flat hook designed to hang elevator pads from drop ceilings. Pads using this hook require grommets or studstrip pads.



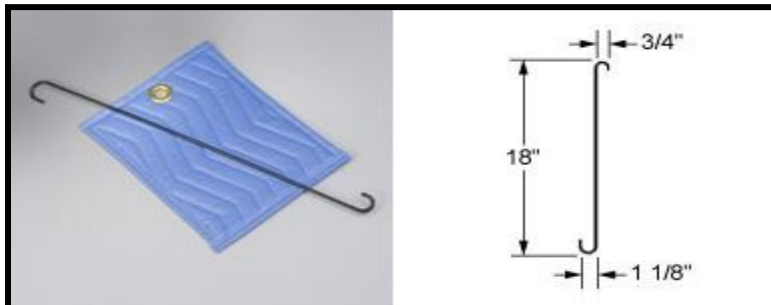
S Hook

#450 - 3 1/4" black coated wire hook with unique "S" shape design. Pads using this hook require grommets or studstrip pads.



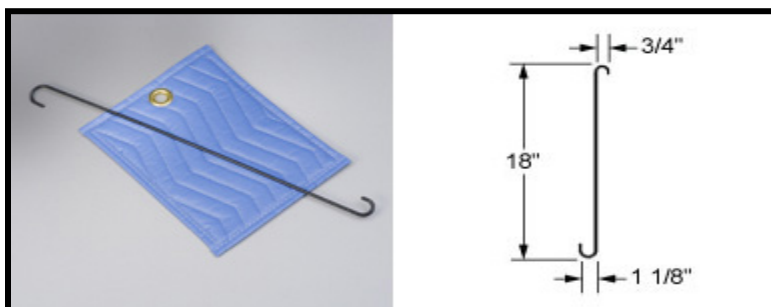
Long S Hook

#460 - 6" black coated wire hook with unique "S" shape design. Pads using this hook require grommets or studstrip pads.



Long Hook


#492 - Long black coated wire hook. Pads using this hook require grommets or studstrip pads.



Extra Long Hook

#490 - Extra long black coated wire hook. Pads using this hook require grommets or studstrip pads.

Elevator Pad Hooks



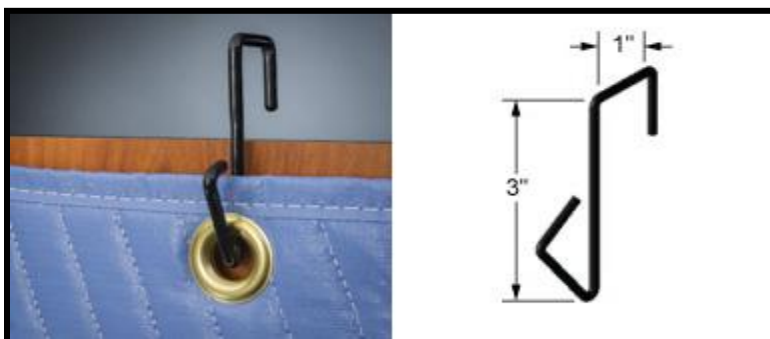
Ceiling Hook

#400 - Black coated wire hook designed to hang elevator pads from drop ceilings. Pads using this hook require grommets or studstrip pads.



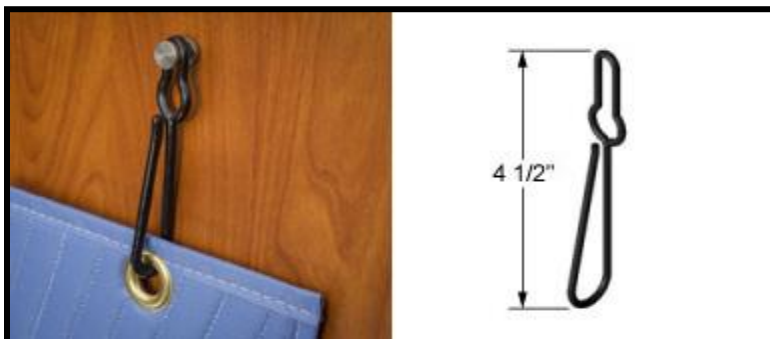
Offset Ceiling Hook

#425 - Black coated wire hook designed to hang pads from a ceiling frame that is perpendicular to the elevator pad. Hook is offset 90°. Pads using this hook require grommets or studstrip pads.



Angled Hook

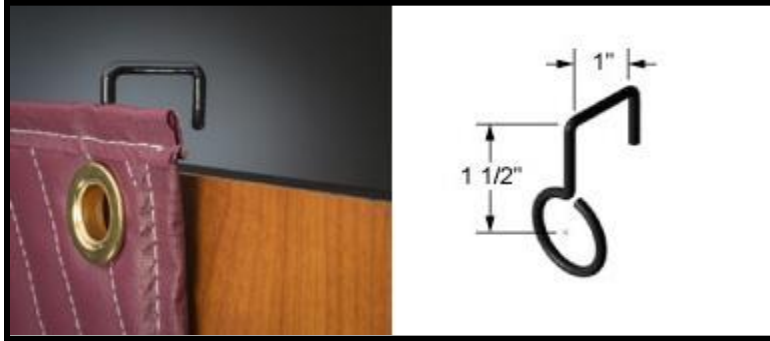
#475 - Black coated wire hook with unique angled pad hook segment. Attaches more securely to elevator pads than standard hooks. Pads using this hook require grommets or studstrip pads.



Extended Stud Hook

#485 - Long black coated wire hook designed to hang elevator pads from wall studs. Unique extended hook segments can be pressed in to secure elevator pad to hooks. Pads using this hook require grommets or studstrip pads.

Attached Elevator Pad Hooks



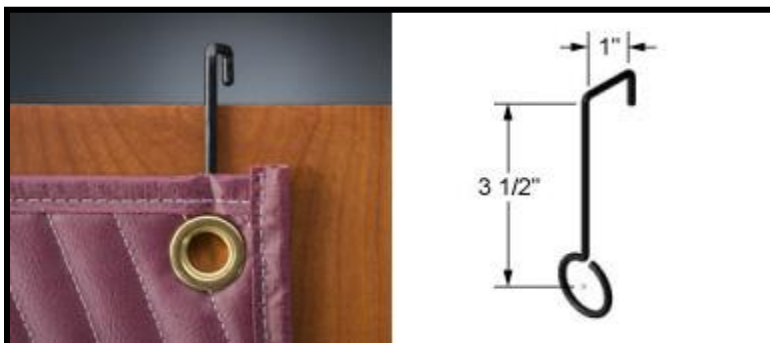
Attached Hook

#200 - Black coated wire hook. Permanently attached to the elevator pad with grommet.



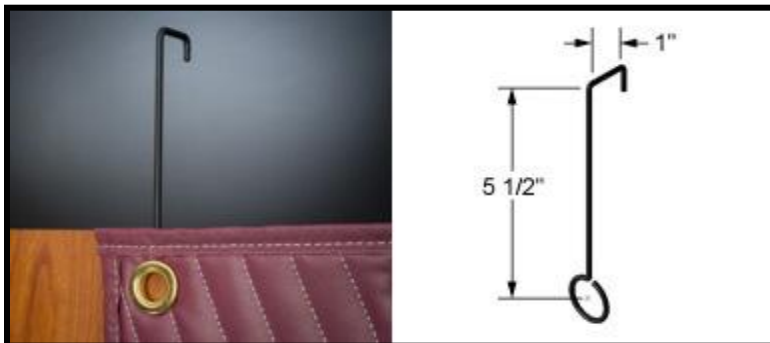
Wide Attached Hook

#250 - Black coated wire hook with wide opening. Permanently attached to the elevator pad with grommet.



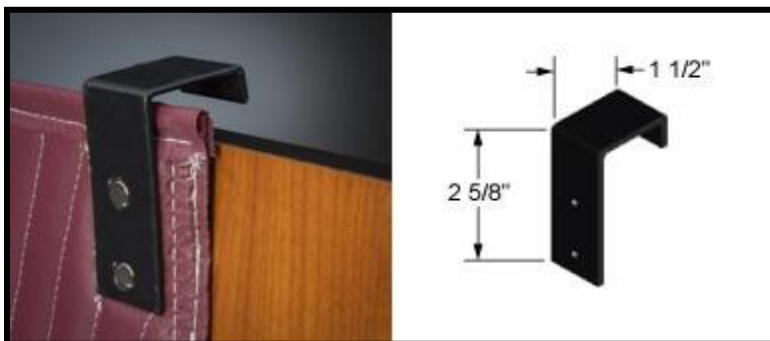
Long Attached Hook

#275 - Long black coated wire hook. Permanently attached to the elevator pad with grommet.



Extra Long Attached Hook

#300 - Extra long black coated wire hook. Permanently attached to the elevator pad with grommet.



Attached Flat Hook

#575 - Black coated flat hook. Permanently attached to the pad with metal rivets. Back of rivets covered with webbing to protect cab walls.

Specialty Elevator Pad Hooks




Freight Elevator Pad Hanger

#625 - GSA style aluminum freight elevator hook with 1/4" X 20 threads designed to screw into freight elevator walls. Includes 3/16" thick nut with 3/4" diameter. Pads using this hook require grommets or studstrip pads.



Heavy-Duty Suction Cup Hook

#1100 - Heavy-duty suction cup hook designed to hang elevator pads from glass cab walls or other smooth surfaces. Elevator pads using this hook require grommets studstrip. Clean and dry wall surface before installation.



Permanent Hook

#7100 - Hang elevator pads from raised wall panels with the Permanent Hook hanging system. These built-in hooks make it easier to install, uninstall, and store pads. They are attached to the pads permanently using a straddle feature with locking fastener design.



Wall Panel Hook w/Button

#8000-P - Used to hang Studstrip elevator pads from raised wall panels.



Removable Adhesive Hook

#1200 - self-adhering wall hook to hang elevator pads from glass, metal, laminates, most sealed wood and composite surfaces. No need for stud holes, this uses 3M Command™ Strips that hold strongly and remove cleanly. Color: Brushed Nickel, recommended spacing 12".